



Order your NEXA dishwasher
with the connectivity unit *

you can also buy only the unit
and then install it into the machine

* Available as of July 2022



NEXA
NEXT TO YOU

elframo®

ELFRAMO SPA

Via A. Verga, 24/26/28
24127 Bergamo (BG)
tel: +39 035 45 48 111


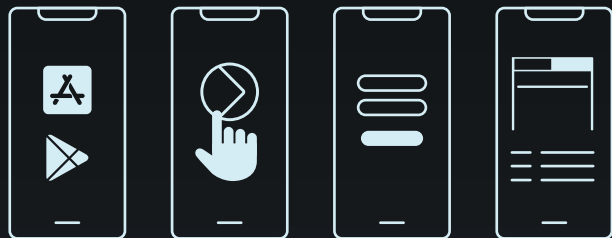
www.elframo.com | elframo@elframo.it



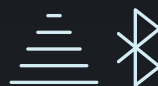
elframo®
NEXA technology



Always CONNECTED



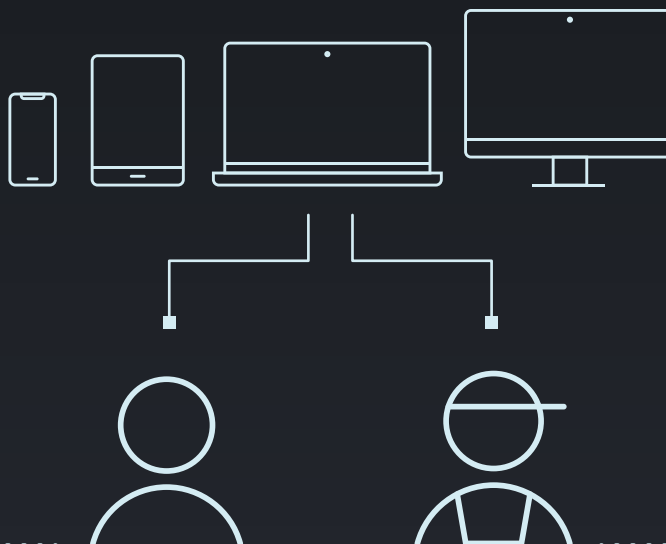
NEXA technology
fully connected machine



USER

NEXA base parameters management

- Tank and boiler temperature range
- Rinse time
- Dosing time for first load and reset
- Rinse aid recovery time
- Washing cycle times with MIN and MAX
- Alarm/Warning control and history
- Machine status summary:
 - Operating times
 - Cycles lengths
 - Components operating time (pumps, heating system, ...)
- Prepare NEXA to use a cycle (stand-by mode machine)
- Remote programming with initial check (starting programs on site)



Safety

Keep machine downtime to a minimum. See any critical issues immediately and take prompt action to solve them



Efficiency

Full control on your machines. Optimize operating costs: improve your business and retain your customers



Savings

Plan maintenance. Avoid empty outings. Reduce time for assistance



Focus on costumers

Learn more about their consumption habits and take targeted actions to increase their loyalty creating new services to grow your business

TECHNICAL SERVICE

NEXA base + advance parameters management

- Options activation
 - Cold rinse
 - Eco function
 - Sanitization
 - Tank cleaning
- Activation / deactivation
 - Parameters depending on warnings
 - Components to prevent cycle from starting (to ensure washing before the assistance)
- Alarm / warning control and history
- Tank temperature and level management
- Reset to factory configuration
- Log machine download (USB or data transmission) to be sent to the manufacturer